

## Holding of specified securities ( Statement Showing Shareholding Pattern )

1. Name of Listed Entity : INDIA MOTOR PARTS & ACCESSORIES LTD
2. Scrip Code / Name of Scrip / Class of Security 590065 / IMPAL / EQUITY
3. Share Holding Pattern Filed under: Reg. 31(1)(a) / Reg. 31(1)(b) / Reg.31(1)(c)
  - a. If under 31(1)(b) then indicate the report for Quarter ending 30-Jun-2024
  - b. If under 31(1)(c) then indicate date of allotment/extinguishment 30-Jun-2024

Declaration format need to displayed on NEAPS				
		Promoter & Promoter Group	Public	Non Promoter Non Public
Sr.No.	Particulars	Yes/No	Yes/No	Yes/No
1	Whether the Listed Entity has issued any partly paid up shares?	NO	NO	NO
2	Whether the Listed Entity has issued any Convertible Securities or Warrants?	NO	NO	NO
3	Whether the Listed Entity has any shares against which depository receipts are issued?	NO	NO	NO
4	Whether the Listed Entity has any shares in locked-in?	NO	NO	NO
5	Whether any shares held by promoters are pledge or otherwise encumbered?	NO	NA	NA
6	Whether the Listed Entity has issued any Differential Voting Rights?	NO	NO	NO

5. The tabular format for disclosure of holding of specified securities is as follows:-




Table I

Table I - Summary Statement holding of specified securities

Category (I)	Category of Shareholder (II)	Nos. of Shareholders (III)	No. of fully paid up equity shares held (IV)	No. of Partly paid-up equity shares held (V)	No. of shares underlying Depository Receipts (VI)	Total nos. shares held (VII) = (IV)+(V)+ (VI)	Shareholding as a % of total no. of shares (calculated as per SCRR, 1957) (VIII) As a % of (A+B+C2)	Number of Voting Rights held in each class of securities (IX)			No. of Shares Underlying Outstanding convertible securities (including Warrants) (X)	Shareholding, as a % assuming full conversion of convertible securities (as a percentage of diluted share capital) (XI)= (VII)+(X)	Number of Locked in shares (XII)		Number of Shares pledged or otherwise encumbered (XIII)		Number of equity shares held in dematerialized form (XIV)	Sub-categorization of shares (XV)			
								No of Voting Rights					Total as a % of (A+B+C)	No.(a)	As a % of total Shares held (b)	No.(a)		As a % of total Shares held (b)	Sub category (i)	Sub category (ii)	Sub category (iii)
								Class eg: X	Class eg: Y	Total											
A.	PROMOTER & PROMOTER GROUP	33	3833168	0	0	3833168	30.71	3833168	0	3833168	30.71	0	0	0	0	3833168	0	0	0		
B.	PUBLIC	9904	8646832	0	0	8646832	69.29	8646832	0	8646832	69.29	0	0	0	0	8140255	0	0	0		
C.	NON PROMOTER-NON PUBLIC	0	0	0	0	0	0	0	0	0	0	0	0	0	0	0	0	0	0		
C1.	Custodian/DR Holder	0	0	0	0	0	0	0	0	0	0	0	0	0	0	0	0	0	0		
C2.	SHARES HELD BY EMPLOYEE TRUSTS	0	0	0	0	0	0	0	0	0	0	0	0	0	0	0	0	0	0		
	Total	9937	12480000	0	0	12480000	100	12480000	0	12480000	100	0	0	0	0	11973423	0	0	0		





Table II - Statement showing shareholding pattern of the Promoter and Promoter Group

Category & Name of the Shareholders (I)	promoter OR promoter Group entity (except promoter)	Nos. of Shareholder (III)	No. of fully paid up equity shares held (IV)	Partly paid-up equity shares held (V)	No. of shares underlying Depository Receipts (VI)	Total nos. shares held (VII = IV + V + VI)	Shareholding % calculated as per SCRR, 1957 As a % of (A+B+C2) (VIII)	Number of Voting Rights held in each class of securities (IX)			No. of Shares Underlying Outstanding convertible securities (including Warrants) (X)	Shareholding, as a % assuming full conversion of convertible securities (as a percentage of diluted share capital) (XI) = (VII)+(X)	Number of Locked in shares (XII)		Number of Shares pledged or otherwise encumbered (XIII)		Number of equity shares held in dematerialized form (XIV)	
								No. of Voting Rights					Total as a % of Total Voting rights	No.(a)	As a % of total Shares held (b)	No.(a)		As a % of total Shares held (b)
								Class X	Class Y	Total								
<b>1. INDIAN</b>																		
a. Individuals/Hindu undivided Family		22	856541	0	0	856541	6.86	856541	0	856541	6.86	0	6.86	0	0	0	0	856541
Names :																		
VIJAYA RANGARAJAN .	Promoter		141007	0		141007	1.13	141007	0	141007	1.13		1.13	0	0			141007
SUMANTH RAMANUJAM	Prom.Grp.		92628	0		92628	0.74	92628	0	92628	0.74		0.74	0	0			92628
HARSHA VIJI .	Prom.Grp.		72117	0		72117	0.58	72117	0	72117	0.58		0.58	0	0			72117
SRIRAM VIJI .	Prom.Grp.		72117	0		72117	0.58	72117	0	72117	0.58		0.58	0	0			72117
NIVEDITA RAM .	Prom.Grp.		69771	0		69771	0.56	69771	0	69771	0.56		0.56	0	0			69771
GITA RAM .	Prom.Grp.		69144	0		69144	0.55	69144	0	69144	0.55		0.55	0	0			69144
S. VIJI .	Promoter		68346	0		68346	0.55	68346	0	68346	0.55		0.55	0	0			68346
SRIKANTH RAMANUJAM .	Prom.Grp.		67965	0		67965	0.54	67965	0	67965	0.54		0.54	0	0			67965
CHITRA VIJI .	Prom.Grp.		51756	0		51756	0.41	51756	0	51756	0.41		0.41	0	0			51756
SRIVATS RAM .	Prom.Grp.		43716	0		43716	0.35	43716	0	43716	0.35		0.35	0	0			43716
S. RAM .	Promoter		29850	0		29850	0.24	29850	0	29850	0.24		0.24	0	0			29850
PREMA RAMNUJAM .	Prom.Grp.		28626	0		28626	0.23	28626	0	28626	0.23		0.23	0	0			28626
DAYA AMBIRAJAN .	Prom.Grp.		17619	0		17619	0.14	17619	0	17619	0.14		0.14	0	0			17619
ADITYA S RAMANUJAM	Prom.Grp.		6318	0		6318	0.05	6318	0	6318	0.05		0.05	0	0			6318
RUPA SRIKANTH .	Prom.Grp.		5400	0		5400	0.04	5400	0	5400	0.04		0.04	0	0			5400
TARIKA RAM (MINOR) .	Prom.Grp.		4588	0		4588	0.04	4588	0	4588	0.04		0.04	0	0			4588
RANJAN AMBIRAJAN (MINOR) .	Prom.Grp.		4587	0		4587	0.04	4587	0	4587	0.04		0.04	0	0			4587
ARUNA SANKARANARAYANAN .	Prom.Grp.		3738	0		3738	0.03	3738	0	3738	0.03		0.03	0	0			3738
R. RAMANUJAM .	Promoter		3516	0		3516	0.03	3516	0	3516	0.03		0.03	0	0			3516
DEEPA RAMAPRASAD	Prom.Grp.		1800	0		1800	0.01	1800	0	1800	0.01		0.01	0	0			1800
SANJANA TARA RAMANUJAM	Prom.Grp.		1200	0		1200	0.01	1200	0	1200	0.01		0.01	0	0			1200
SRIVATS RAM (HUF) .	Prom.Grp.		732	0		732	0.01	732	0	732	0.01		0.01	0	0			732
S Viji (HUF)	Promoter		0	0		0	0	0	0	0	0		0	0	0			0
S Ram (Trustee)	Prom.Grp.		0	0		0	0	0	0	0	0		0	0	0			0
b. Central Government/ State Government(s)		0	0	0	0	0	0	0	0	0	0		0	0	0			0
c. Financial Institutions/ Banks		0	0	0	0	0	0	0	0	0	0		0	0	0			0
d. ANY OTHER																		
Bodies Corporate		8	2900148	0	0	2900148	23.24	2900148	0	2900148	23.24	0	23.24	0	0	0	0	2900148
Names :																		
TV SUNDARAM IYENGAR AND SONS PRIVATE LIMITED	Promoter		0	0		0	0	0	0	0	0		0	0	0			0
TRICHUR SUNDARAM SANTHANAM & FAMILY PRIVATE LIMITED	Promoter		2729148	0		2729148	21.87	2729148	0	2729148	21.87		21.87	0	0			2729148
SILVER OAK HOLDINGS PRIVATE LIMITED	Prom.Grp.		84000	0		84000	0.67	84000	0	84000	0.67		0.67	0	0			84000
RAGHUVAMSA HOLDINGS PRIVATE LIMITED	Prom.Grp.		48000	0		48000	0.38	48000	0	48000	0.38		0.38	0	0			48000
ALLEGRO HOLDINGS PRIVATE LIMITED	Prom.Grp.		12000	0		12000	0.1	12000	0	12000	0.1		0.1	0	0			12000
PADMALAKSHMI HOLDINGS PRIVATE LIMITED	Prom.Grp.		9000	0		9000	0.07	9000	0	9000	0.07		0.07	0	0			9000
MAHAM HOLDINGS PRIVATE LIMITED	Prom.Grp.		6000	0		6000	0.05	6000	0	6000	0.05		0.05	0	0			6000
ROHINI HOLDINGS PRIVATE LIMITED	Prom.Grp.		6000	0		6000	0.05	6000	0	6000	0.05		0.05	0	0			6000
REVATHI HOLDINGS PRIVATE LIMITED	Prom.Grp.		6000	0		6000	0.05	6000	0	6000	0.05		0.05	0	0			6000
Sub-Total (A)(1)		30	3756689	0	0	3756689	0	3756689	0	3756689	0		30.1	0	0	0	0	3756689
<b>2. FOREIGN</b>																		
a. Individuals (Non-Resident Individuals/ Foreign Individuals)		3	76479	0	0	76479	0.61	76479	0	76479	0.61	0	0.61	0	0	0	0	76479
Names :																		
ARJUN RANGARAJAN .	Prom.Grp.		73311	0		73311	0.59	73311	0	73311	0.59		0.59	0	0			73311
ANANTH RAMANUJAM .	Prom.Grp.		1968	0		1968	0.02	1968	0	1968	0.02		0.02	0	0			1968
TULSI S. RAMANUJAM .	Prom.Grp.		1200	0		1200	0.01	1200	0	1200	0.01		0.01	0	0			1200
b. Government		0	0	0	0	0	0	0	0	0	0		0	0	0			0
c. Institutions		0	0	0	0	0	0	0	0	0	0		0	0	0			0
d. Foreign Portfolio Investor		0	0	0	0	0	0	0	0	0	0		0	0	0			0
f. ANY OTHER																		
f. Chairman and Directors		0	0	0	0	0	0	0	0	0	0		0	0	0			0
Sub-Total (A)(2)		3	76479	0	0	76479	0	76479	0	76479	0		0.61	0	0	0	0	76479
Total Shareholding of Promoter and Promoter Group (A)= (A)(1)+(A)(2)		33	3833168	0	0	3833168	30.71	3833168	0	3833168	30.71	0	30.71	0	0	0	0	3833168



Details of Shares which remain unclaimed may be given hear along with details such as number of shareholders, outstanding shares held in demat/unclaimed suspense account, voting rights which are frozen etc.



Table IV

Table IV - Statement showing shareholding pattern of the Non Promoter- Non Public shareholder

	Category & Name of the Shareholders (I)	PAN (II)	Nos. of Shareholder (III)	No. of fully paid up equity shares held (IV)	Partly paid-up equity shares held (V)	No. of shares underlying Depository Receipts (VI)	Total nos. shares held (VII = IV + V + VI)	Shareholding % calculated as per SCRR, 1957 As a % of (A+B+C2) (VIII)	Number of Voting Rights held in each class of securities (IX)				No. of Shares Underlying Outstanding convertible securities (including Warrants) (X)	Total Shareholding , as a % assuming full conversion of convertible securities ( as a percentage of diluted share capital) (XI)	Number of Locked in shares (XII)		Number of Shares pledged or otherwise encumbered (XIII)		Number of equity shares held in dematerialized form (XIV) (Not applicable)
									No of Voting Rights			Total as a % of Total Voting rights			No.(a)	As a % of total Shares held (b)	No.(a) (Not applicable)	As a % of total Shares held (Not applicable) (b)	
									Class X	Class Y	Total								
1.	Custodian - ADRs		0	0	0	0	0	0	0	0	0	0	0	0	0	0	0	0	0
1.	Custodian - GDRs		0	0	0	0	0	0	0	0	0	0	0	0	0	0	0	0	0
1.	Custodian - Public		0	0	0	0	0	0	0	0	0	0	0	0	0	0	0	0	0
1.	Custodian - SDRs		0	0	0	0	0	0	0	0	0	0	0	0	0	0	0	0	0
2.	Employee Benefit Trust / Employee Welfare Trust under SEBI (Share Based Employee Benefits and Sweat Equity) Regulations, 2021		0	0	0	0	0	0	0	0	0	0	0	0	0	0	0	0	0
	<b>Total Non-Promoter- Non Public Shareholding (C)= (C)(1)+(C)(2)</b>		0	0	0	0	0	0	0	0	0	0	0	0	0	0	0	0	0




Table V

Table V- Statement showing details of significant beneficial owners (SBOs)									
Sr. No	Details of the SBO (I)			Details of the registered owner (II)			Details of holding/ exercise of right of the SBO in the reporting company, whether direct or indirect* (III)		Date of creation / acquisition of significant beneficial interest# (IV)
	NAME	PAN / Passport No. in case of a foreign national	Nationality	NAME	PAN / Passport No. in case of a foreign national	Nationality	Whether by virtue of:		
1							Shares	%	
							Voting rights	%	
							Rights on distributable dividend or any other distribution	%	
							Exercise of control		
							Exercise of significant influence		
2							Shares	%	
							Voting rights	%	
							Rights on distributable dividend or any other distribution	%	
							Exercise of control		
							Exercise of significant influence		
3							Shares	%	
							Voting rights	%	
							Rights on distributable dividend or any other distribution	%	
							Exercise of control		
							Exercise of significant influence		



Table VI

Table VI - Statement showing foreign ownership limits		
Particulars	Board approved limits	Limits utilized
As on shareholding date	100.00	10.17
As on the end of previous 1st quarter	100.00	10.24
As on the end of previous 2nd quarter	100.00	9.54
As on the end of previous 3rd quarter	100.00	9.52
As on the end of previous 4th quarter	100.00	9.44

